

Talking Regions


**Statistics, knowledge and experiences of our
Lesbian, Gay, Bisexual, Transgender, Intersex, Queer,
Sistergirl & Brotherboy people and communities
across Queensland.**



LGBTIQ+ KNOWLEDGE ACROSS QUEENSLAND

This document is prepared for and owned by our Lesbian, Gay, Bisexual, Transgender, Intersex, Queer, Sistergirl and Brotherboy communities by the Queensland Council for LGBTI Health. Statistics reflect the general population and the latest data available, highlighting our LGBTIQ+ communities and people. Experiences gathered reflect consultations conducted by QC and our communities in 2023, with graphic recordings & illustrations by Rachel Apelt, Artbalm, 2023.


We thank all involved for telling your stories. We recognise that the data publicly available for our communities is imperfect and could be better, and there are gaps. We recognise the tireless efforts and work being done to change and improve this. The feedback from our communities is recorded directly from our communities, reflecting the experiences and needs of our communities. To find out more about our consultations, Visibly Queensland, please visit www.qc.org.au/visiblyqueensland



CONNECTION SPACE. Creating space for people to come together, connect and share in a safe and supportive environment, free from judgment.



REGIONAL. Being deliberate in connecting with folk in all places, no matter where they live, visiting them in regional places and acknowledging their local needs and local solutions.



CONSULTATION. Having meaningful conversations with folk, meeting them where they're at and engaging them for embedded input.




OUR COMMUNITIES. Our communities are diverse and beautiful, with changing needs and shifting priorities, which we aim to grow alongside, led by, owned by and with.




Information is based on statistics and public community feedback knowledge gathered from available data in 2023 and early 2024. Graphic recordings by Rachel Apelt, 2023. Copyright Queensland Council for LGBTI Health 2024.
For a full list of references please visit www.qc.org.au/talkingregions

EXPERIENCES & STATISTICS


Local Government Areas and Federal Electorates

 Aboriginal and Torres Strait Islander Population

 2023 Voice Referendum outcome

 Male couples

 Female couples


 2017 Same Sex Marriage Plebiscite outcome

 Persons per household

 Crime Rate per 1,000 people

 Unemployment rate

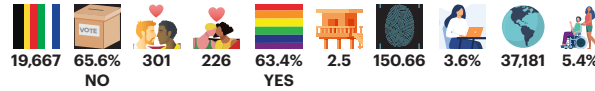
 Folk born overseas

 Folk who require assistance with core activities




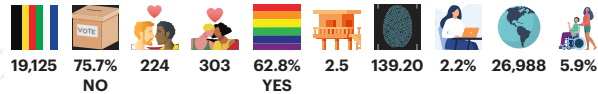
GIMUY CAIRNS

Population: 171, 970
Median age: 39.3
Median income: \$50, 743



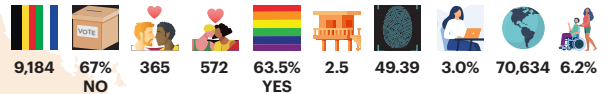
GURRUMBILBARRA TOWNSVILLE

Population: 198, 143
Median age: 36.1
Median income: \$57, 665



KABI KABI AND JINIBARA LAND SUNSHINE COAST

Population: 355, 889
Median age: 43.2
Median income: \$46, 376

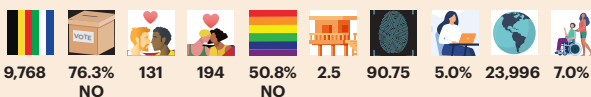


You told us consistently what's important

- Visibility**, being heard
- Acceptance**, being recognised
- Celebration**, celebrating diversity
- Connection**, personal and social safety, in all spaces
- Support**, improved systems across the lifespan.

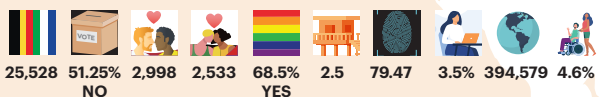
GOONEBURRA TOOWOOMBA

Population: 178, 399
Median age: 39
Median income: \$50, 244



MEANJIN BRISBANE

Population: 1, 283, 002
Median age: 36
Median income: \$56, 564



Gimuy, Cairns

A CLOSER LOOK

Local Government Area

Population: 171, 970
 Median age: 39.3
 Median income: \$50, 743

	Aboriginal and Torres Strait Islander Population	19,667
	2023 Voice Referendum outcome	65.6% NO (Federal division of Leichhardt)
	Male couples	301
	Female couples	226
	2017 Same Sex Marriage Plebiscite outcome	63.4% YES (Federal division of Leichhardt)
	Persons per household	2.5
	Crime Rate per 1,000 people	150.66
	Unemployment rate	3.6%
	Folk born overseas	37,181
	Folk who require assistance with core activities	5.4%



VISIBLY QUEENSLAND COMMUNITY CONSULTATIONS 2023

GIMUY, CAIRNS

Our LGBTIQ+ Sistergirl and Brotherboy communities told us that you want:

Safe places for visibility and opportunities to be heard, connection, different socialising, coming out, spaces for everyone, being seen safely, having a safe space for Cairns Queer community, Queer experts offering trauma

counselling, more inclusive activities, safe spaces, centrally located, visible, with a purpose, connection to friends, family and community, self-care, time off work, time out, flexibility with boundaries, independence, and building independent nest eggs to support independence.



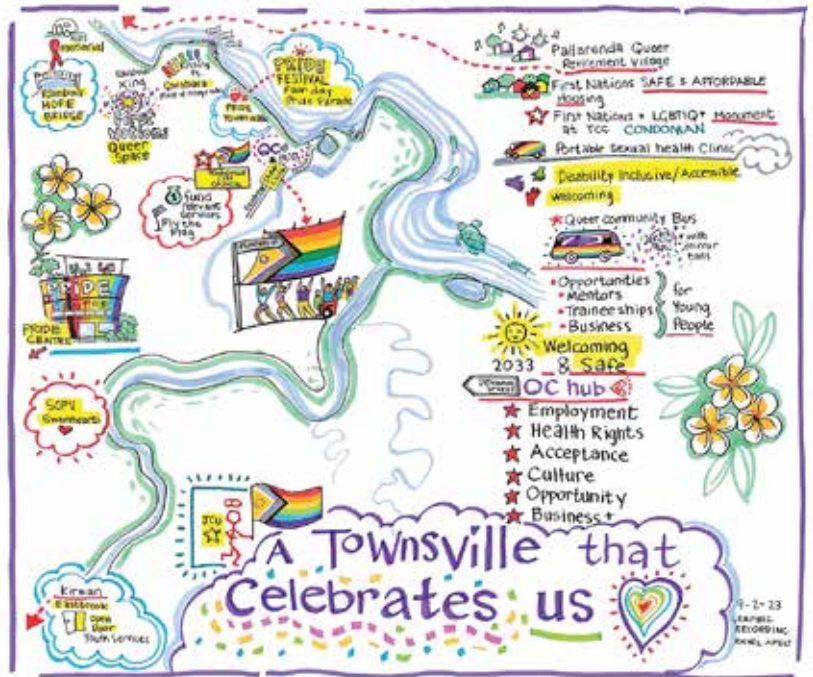
Gurrumbilbarra, Townsville

A CLOSER LOOK

Local Government Area

Population: 198, 143
 Median age: 36.1
 Median income: \$57, 665

	Aboriginal and Torres Strait Islander Population	19,125
	2023 Voice Referendum outcome	75.7% NO (Federal division of Herbert)
	Male couples	224
	Female couples	303
	2017 Same Sex Marriage Plebiscite outcome	62.8% YES (Federal division of Herbert)
	Persons per household	2.5
	Crime Rate per 1,000 people	139.20
	Unemployment rate	2.2%
	Folk born overseas	26,988
	Folk who require assistance with core activities	5.9%



VISIBLY QUEENSLAND COMMUNITY CONSULTATIONS 2023

GURRUMBILBARRA, TOWNSVILLE!

When we came together to yarn and chat, you told us that you want:

To be recognised and included, making safer and more inclusive spaces, Queer residential Aged Care, "I want to be dancing when I'm

80", challenge the status quo, improved services with confidentiality and access, being visible, arts and crafts, family friendly events, training and access, safe spaces, support across the life span, health campaigns for EVERY BODY.



Kabi Kabi and Jinibara land, The Sunshine Coast

A CLOSER LOOK

Local Government Area

Population: 355, 889

Median age: 43.2

Median income: \$46, 376



	Aboriginal and Torres Strait Islander Population	9,184
	2023 Voice Referendum outcome	67% NO (Average for federal divisions of Fairfax and Fisher)
	Male couples	365
	Female couples	572
	2017 Same Sex Marriage Plebiscite outcome	63.5% YES (Average for federal divisions of Fairfax and Fisher)
	Persons per household	2.5
	Crime Rate per 1,000 people	49.39
	Unemployment rate	3.0%
	Folk born overseas	70,634
	Folk who require assistance with core activities	6.2%

VISIBLY QUEENSLAND COMMUNITY CONSULTATIONS 2023

GUBBI GUBBI COUNTRY, SUNSHINE COAST! LGBTIQ+ Sistergirl and Brotherboy communities! You told us that your priorities are:

Creating a SAFE space for LGBTIQ+ people and people with HIV, a place to BELONG, addressing fragmentation, a space for passion and drive, a voice for mob with disabilities, connect generations, address isolation, tell histories to understand trauma and discrimination, a

space or 'village' to be, connection and a focus on WELLNESS, increasing social networks, LGBTIQ+ aged care package, social connections, being recognised, affordability and affordable services, more training, better forms, addressing 'one size fits none', addressing barriers to mental health access, navigating health care, needing action not tokenism, respectful relationships and transparent response, regardless of who's in government.

Mental Health

Access barriers to Mental Health

- High level of anxiety
- sees as negative
- Burden of keeping issues to yourself
- Stigma
- Literal violence
- we are not always including
- Break connections
- Adequate levels of qualifications
- Historic approach
- Recognise intersectionality
- Responding to CHANGE
- demographics
- needs/expertise
- Funded roles
- Peer support
- local people
- Stop using deficit language...
- Connection meaning Purpose...
- Embed this plan strongly to "proof-proof" it
- Accountability, competency
- we need ACTION not TOKENISM
- TRANSPARENT response
- RESPECTFUL relationships w/ community
- Irrespective of who's in Govt.

Women folk

BIGGEST impacts

- being Recognised - my Partner not being Recognised as a Family
- New legislation has improved this
- fur the barriers for children
- School, child care
- Lack of affordable services
- culturally unsafe
- LONG wait lists
- being invisible
- affordability
- women folk
- financial stresses
- Good experience of palliative care
- Gay fire
- NDIS
- mental health
- forms are NOT inclusive or user-friendly
- High schools
- CS helpline
- focus on sex education
- Education campaigns
- need to be across all media
- involve Storytelling for connection
- Training
- inclusion
- peer work
- Health care tailored to individual need
- "one size fits none"

Aging

Connect Generations

- our histories of TRAUMA and facing mainstream perceptions, discrimination as we deal with
- Board care providers
- We need a Village where care is shared among many... to build up our this networks
- to deal with our levels of NEED
- We need a bricks + mortar SPACE for LGBTIQ+ community to come together to BE visible
- Private care providers into your home
- your safe haven
- we need better means of community facilities
- Reconnect villages with those

Safe Space

Creating a SAFE Space for LGBTIQ+ people & people with HIV and those who are aging

- A place to BELONG
- contribute & give your BEST to community
- Face the challenges of community fragmentation
- Aging community members without children
- Generational differences
- the perspectives on sexuality
- Be able to get groups going
- hard to sustain them
- We have the PASSION + DRIVE but we're missing a SPACE
- Hard to get ongoing community support
- SC is VERY COOL + white ...
- Religious discrimination
- impacts in school
- Political dimension... S.C. very white + male
- Increase Access + Visibility

Meanjin, Brisbane

A CLOSER LOOK



Local Government Area

Population: 1, 283, 002
 Median age: 36
 Median income: \$56, 564

	Aboriginal and Torres Strait Islander Population	25,528
	2023 Voice Referendum outcome	51.25% NO (Average for federal divisions of Bonner, Brisbane, Griffith, Lilley, Moreton, Oxley, Ryan)
	Male couples	2,998
	Female couples	2,533
	2017 Same Sex Marriage Plebiscite outcome	68.5% YES (Average for federal divisions of Bonner, Brisbane, Griffith, Lilley, Moreton, Oxley, Ryan)
	Persons per household	2.5
	Crime Rate per 1,000 people	79.47
	Unemployment rate	3.5%
	Folk born overseas	394,579
	Folk who require assistance with core activities	4.6%



VISIBLY QUEENSLAND COMMUNITY CONSULTATIONS 2023

MEANJIN, BRISBANE!

Meanjin, Brisbane, you came together for our Visibly Queensland session and told us that you need:

Mental health, alcohol and other drugs support and suicide prevention, lived experience to grow the workforce, access to the right services, safe for all folk, including trans communities with no stigma, a DIRECT VOICE with input to shape it for and by, locally controlled ACTION, TRUST, accessible and affordable health care, a focus on prevention, crisis and transition out support, high community support, better funding,

person centred and trauma informed support, whole of person focus, schools safe access to support when stress is still low, a 'no wrong door' approach, safe spaces for conversations, transparency with data, DIVERSE workforces, wages for lived experience, improve GP education, remove stigma, social connection, knowing your rights, peer networks, visibility, access, therapeutic and safe services in our spaces, funding for affordable and SAFE AGED CARE, addressing disabilities, being an elder with PRIDE, gender-affirming GP, belonging, self-care and networks.



Gooneburra, Toowoomba

A CLOSER LOOK

Local Government Area

Population: 178, 399
 Median age: 39
 Median income: \$50, 244

	Aboriginal and Torres Strait Islander Population	9,768
	2023 Voice Referendum outcome	76.3% NO (Federal division of Groom)
	Male couples	131
	Female couples	194
	2017 Same Sex Marriage Plebiscite outcome	50.8% NO (Federal division of Groom)
	Persons per household	2.5
	Crime Rate per 1,000 people	90.75
	Unemployment rate	5.0%
	Folk born overseas	23,996
	Folk who require assistance with core activities	7.0%



VISIBLY QUEENSLAND COMMUNITY CONSULTATIONS 2023

GOONEBURRA, TOOWOOMBA!

Gooneburra, Toowoomba, you came together for our Visibly Queensland session and told us that you need:

To be your authentic self, the importance of chosen family, sustainable systemic care, training, medical rights, health rights, support through community groups, having a centre in town for your tribe, visible in a safe way and a place of belonging.

You highlighted ageing, women and folk as priorities and talked about systemic care and improvements to

that through training, shared understanding and for that to be embedded in those systems. You told us that having a centre for communities with QC as a site in town is important as a place of connection and to express your needs. You also voiced how important it is to be visible, in a safe way, moulding services around that and to have the best garden in town! You shared in having a voice through advocacy, talking about services and your rights. Having a centre in town that is accessible and safe is a strong desire and an important one for having a place to belong.

Ageing

Challenges:

- Historical, compounded discrimination, exclusion, lack of support
- Living in the closet / going back inside
- Conservative church-run services
- Stay invisible
- Lack of access to basic services
- *"don't ask, don't tell"
- Activities are hetero-normative
- Lack of finances esp. for women and non-binary & Trans folk
- Toxic body shaming
- Fear of being dependent
- Lack of networks
- ISOLATION
- The risk of being "taken advantage of"

Systemic care

- cultural change
- not box
- Permanent Shared Understanding Embedded
- Training
- QC centre in Tba a place of connection
- Well being needs
- how to access the service through NDIS
- Moralistic judgements
- WHS concerns (support workers)
- Risk assessment
- staff changes
- volunteers

Ageing Solutions:

- having to use your super to pay for surgeries
- Not recognised by the system
- CHOSEN FAMILY
- To be my AUTHENTIC SELF
- We need to start educating young folk for their financial independence
- Financial, legal literacy

Women & Folk

Impacts:

- Sexual abuse/violence: a spike in reporting and media coverage
- blame the victim attitude
- First responders' negative attitudes
- Not SAFE to access medical/health care
- Stigma
- Being the primary carer
- Having to FIGHT for your medical RIGHTS
- Retraumatizing - repeat telling of your story
- No safe workers
- MOSAIC - a Touchpoint for finding SAFE services
- Homophobic professionals eg. politicians given license to be discriminatory
- Assumptions
- Risks at nightclubs - being injected
- Employment - discrimination against LGBTQ+ folk

Supports:

- Facebook groups #PFLAG
- MOSAIC
- True Relationships
- Events ??
- There haven't been any tailored to LGBTQ+ folk
- Better to 'piggyback' larger/broader events for SAFETY
- HEALTH RIGHTS
- All ages campaign
- Life Line offers LGBTQ+ counselling + training
- A place for open conversations & learning - RIGHTS
- Being able to access Telehealth
- Promote dequeering to the LGBTQ+ community
- Space for community in our diversity - Accessible, Trust-building

Visible in a Safe Way

- QC Role
- Statewide Reporting Service - Advocacy
- Independent not reliant on Govt
- Training in Strategic Advocacy
- Suicide reporting
- More work on how it is reported
- Ensure we are visible
- Capture all our identities in a safe way
- IT available at QC
- Have a centre in town
- place of belonging
- you are not "alone" - story telling connection
- Cross-generational mentoring

Graphic recordings & illustrations by Rachel Apelt, Artbalm, 2023.